İDEAL
ÇELİK A.Ş.

İDEAL ÇELİK A.Ş.

Ideal Steel, established in 2013, manufactures open profiles and fittings, differ in accordance with the changing expectations, needs and demands of the sector, in its production facility with a 3500m2 indoor and 2000m² outdoor space in Kocaeli İmes Organized Industrial Zone.

Ideal Steel has a firm position in the market in the field of steel profile production with its specialized managers and personnel, an effective, dynamic and quality-oriented management approach, constantly developing R&D department and strong machinery.

Thanks to its years of experience, the big-scale projects Ideal Steel has undertaken since the date it started production, and its strong customer portfolio, the firm progresses step by step to achieve its target in themarket.

ABOUT US

Çalışma İlkelerimiz

- Ideal Steel Profile commands of the sector and innovations and all kinds of technological developments in the sector.
- The firm has experienced and analytical professional staff, that is able to produce practical solutions and adheres to precise working conditions.
- Ideal Steel Profile carries out its activities without compromising its high-quality standard.
- Honesty, transparency and full disclosure in business life bring customer-oriented solutions to the forefront.
- We take care that our products and systems comply with international quality standards and do not contain practices harmful to health and the environment.
- We work to create added value for the country's economy by providing economic contribution and energy efficiency through our activities.
- We aim to be the permanent and first choice of our customers through continuous customer satisfaction tand fast delivery.
- It is our basic business principle to renew ourselves by always searching for the better.

Our company with 20,000 tons annual production capacity, works for unconditional customer satisfaction with its strong technical infrastructure and expert team, with works in parallel with the current technologies which exceed the expectations of its customers.

Promotion Film

YouTube

PRODUCT GROUPS

★ Profile Group

1-) C/C+ Profiles
2-) U Profiles
3-) Omega Profiles
4-) Sigma Profiles
5-) Z Profiles
6-) G Profiles
7-) Exterior Profiles and Fittings

★ Light Steel Construction Group

★ Heavy Steel Group

★ Solar Mounting Systems



1-C PROFILES

C profiles can be a solution to the needs of different sectors. These profiles with high bearing capacity in terms of strength, provide 40% material and price advantage compared to heavy rolled profiles. Thanks to this feature, these profiles, mainly used in the construction sector, are also used as tunder-panel in the automotive, storage, greenhouse and energy sectors.

These profiles, which can be produced from different raw materials, are preferred for production speed, design diversity, low raw material weight and consequent low cost, high strength, ease of assembly and resistance to corrosion.

These profiles produced in our roll-form lines can be produced in any length through mass production, burr-free cutting, and accurate hole drilling in accordance with customer demands.

The profiles can be produced from black sheet and galvanized sheet according to the Customer's demand in the minimum and maximum dimensions specified in the table, as well as Hot Dip Galvanized in accordance with the EN 1461 standard.





C PROFILES

1- C Profile Table

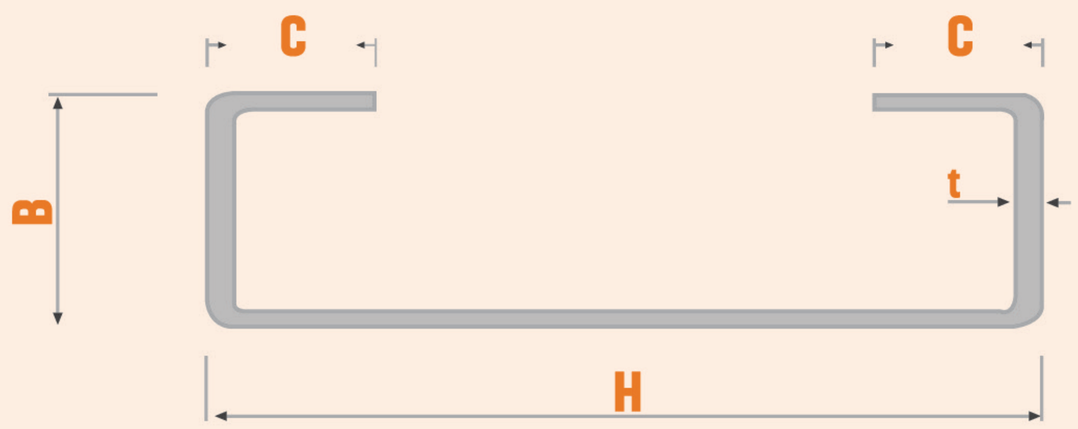



C PROFILES

Profile	Section Dimenssions								
	H (mm)	B (mm)	C (mm)	t (mm)	Blanking (mm)	Area (mm²)	Weight (kg/m)	Strong Axis Moment of Inertia (cm⁴)	Weak Axis Moment of Inertia (cm⁴)
C70x40x15x1,2mm	70	40	15	1,2	170,4	204	1,61	16,74	5,12
C70x40x15x1,5mm	70	40	15	1,5	168	252	1,98	20,55	6,23
C70x40x15x2mm	70	40	15	2	164	328	2,57	26,58	7,96
C70x40x15x2,5mm	70	40	15	2,5	160	400	3,14	32,23	9,51
C70x40x15x3mm	70	40	15	3	156	468	3,67	37,47	10,92
C80x40x15x1,5mm	80	40	15	1,5	178	267	2,10	28,03	6,54
C80x40x15x2mm	80	40	15	2	174	348	2,73	36,34	8,35
C80x40x15x2,5mm	80	40	15	2,5	170	425	3,34	44,14	9,99
C80x40x15x3mm	80	40	15	3	166	298	3,91	51,45	11,47
C90x50x20x1,5mm	90	50	20	1,5	218	327	2,57	43,88	12,94
C90x50x20x2mm	90	50	20	2	214	428	3,36	57,14	16,69
C90x50x20x2,5mm	90	50	20	2,5	210	525	4,12	69,74	20,16
C90x50x20x3mm	90	50	20	3	206	618	4,85	81,69	23,37
C90x50x20x4mm	90	50	20	4	198	792	6,22	103,71	29,04
C100x50x20x1,5mm	100	50	20	1,5	228	342	2,68	56,02	13,45
C100x50x20x2mm	100	50	20	2	224	448	3,52	73,05	17,35
C100x50x20x2,5mm	100	50	20	2,5	220	550	4,32	89,29	20,96
C100x50x20x3mm	100	50	20	3	216	648	5,09	104,74	24,31
C100x50x20x4mm	100	50	20	4	208	832	6,53	133,38	30,21
C120x50x20x1,5mm	120	50	20	1,5	248	372	2,92	85,61	14,35
C120x50x20x2mm	120	50	20	2	244	488	3,83	111,88	18,51
C120x50x20x2,5mm	120	50	20	2,5	240	600	4,71	137,06	22,37
C120x50x20x3mm	120	50	20	3	236	708	5,56	161,15	25,94
C120x50x20x4mm	120	50	20	4	228	912	7,16	206,15	32,27
C150x60x20x2mm	150	60	20	2	294	588	4,62	211,07	30,71
C150x60x20x2,5mm	150	60	20	2,5	290	725	5,69	259,47	37,30
C150x60x20x3mm	150	60	20	3	286	858	6,74	306,16	43,47
C150x60x20x4mm	150	60	20	4	278	1112	8,73	394,54	54,62
C200x70x25x2mm	200	70	25	2	374	748	5,87	465,80	53,27
C200x70x25x3mm	200	70	25	3	366	1098	8,62	680,53	76,12
C200x70x25x4mm	200	70	25	4	358	1432	11,24	883,47	96,60
C250x70x30x3mm	250	70	30	3	426	1278	10,03	1183,58	88,59
C250x70x30x4mm	250	70	30	4	418	1672	13,13	1542,12	112,67

Holes and slots for all sections can be adjusted in accordance with the requested diameters and lengths.

1- C+ Profiles

C profiles can be a solution to the needs of different sectors. These profiles with high bearing capacity in terms of strength, provide 40% material and price advantage compared to heavy rolled profiles. Thanks to this feature, these profiles, mainly used in the construction sector, are also used as tunder-panel in the automotive, storage, greenhouse and energy sectors.

These profiles, which can be produced from different raw materials, are preferred for production speed, design diversity, low raw material weight and consequent low cost, high strength, ease of assembly and resistance to corrosion.

These profiles produced in our roll-form lines can be produced in any length through mass production, burr-free cutting, and accurate hole drilling in accordance with customer demands.

The profiles can be produced from black sheet and galvanized sheet according to the Customer's demand in the minimum and maximum dimensions specified in the table, as well as Hot Dip Galvanized in accordance with the EN 1461 standard.

C+

1- C+ Profile Table

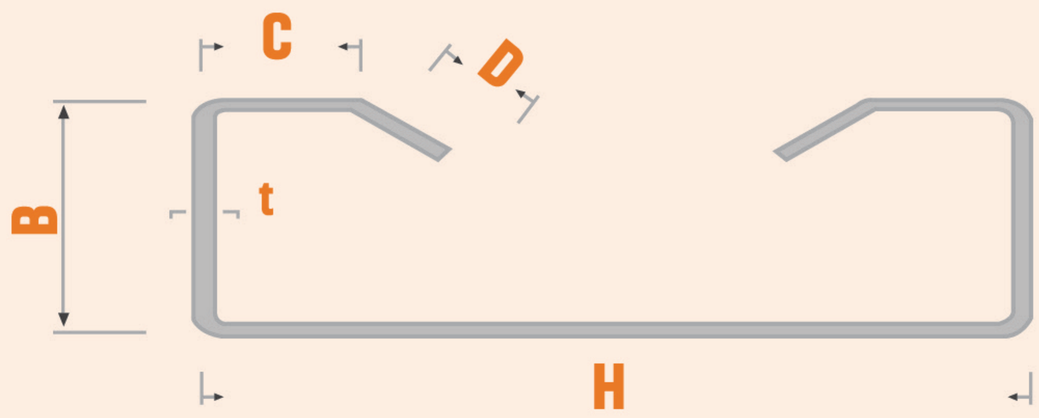



Profile	Section Dimenssions									
	H (mm)	B (mm)	C (mm)	D (mm)	t (mm)	Blanking (mm)	Area (mm^2)	Weight (kg/m)	Strong Axis Moment of Inertia (cm^4)	Weak Axis Moment of Inertia (cm^4)
CC70x40x15x15x1,2 mm	70	40	15	15	1,2	195,6	235	1,84	17,68	6,28
CC70x40x15x15x1,5 mm	70	40	15	15	1,5	192	288	2,26	21,77	7,68
CC70x40x15x15x2 mm	70	40	15	15	2	186	372	2,92	28,32	9,86
CC70x40x15x15x2,5 mm	70	40	15	15	2,5	180	450	3,53	34,52	11,88
CC70x40x15x15x3 mm	70	40	15	15	3	174	522	4,10	40,40	13,73
CC80x40x15x15x1,5 mm	80	40	15	15	1,5	202	303	2,38	30,04	8,23
CC80x40x15x15x2 mm	80	40	15	15	2	196	392	3,08	39,14	10,59
CC80x40x15x15x2,5 mm	80	40	15	15	2,5	190	475	3,73	47,81	12,76
CC80x40x15x15x3 mm	80	40	15	15	3	184	552	4,33	56,07	14,76
CC90x50x20x15x1,5 mm	90	50	20	15	1,5	242	363	2,85	45,97	15,60
CC90x50x20x15x2 mm	90	50	20	15	2	236	472	3,71	60,10	20,19
CC90x50x20x15x2,5 mm	90	50	20	15	2,5	230	575	4,51	73,65	24,50
CC90x50x20x15x3 mm	90	50	20	15	3	224	672	5,28	86,64	28,54
CC90x50x20x15x4 mm	90	50	20	15	4	212	848	6,66	110,99	35,85
CC100x50x20x15x1,5 mm	100	50	20	15	1,5	252	378	2,97	59,13	16,48
CC100x50x20x15x2 mm	100	50	20	15	2	246	492	3,86	77,39	21,34
CC100x50x20x15x2,5 mm	100	50	20	15	2,5	240	600	4,71	94,96	25,91
CC100x50x20x15x3 mm	100	50	20	15	3	234	702	5,51	111,84	31,20
CC100x50x20x15x4 mm	100	50	20	15	4	222	888	6,97	143,64	37,97
CC120x50x20x15x1,5 mm	120	50	20	15	1,5	272	408	3,20	91,38	18,24
CC120x50x20x15x2 mm	120	50	20	15	2	266	532	4,18	119,83	23,65
CC120x50x20x15x2,5 mm	120	50	20	15	2,5	260	650	5,10	147,31	28,73
CC120x50x20x15x3 mm	120	50	20	15	3	254	762	5,98	173,83	33,52
CC120x50x20x15x4 mm	120	50	20	15	4	242	968	7,60	224,08	42,21
CC150x60X20X15x2 mm	150	60	20	15	2	316	632	4,96	226,55	40,93
CC150x60X20X15x2,5 mm	150	60	20	15	2,5	310	775	6,08	279,25	49,97
CC150x60X20X15x3 mm	150	60	20	15	3	304	912	7,16	330,40	58,55
CC150x60X20X15x4 mm	150	60	20	15	4	292	1168	9,17	428,22	74,44
CC200x70x30x20x2 mm	200	70	30	20	2	416	832	6,53	510,57	75,39
CC200x70x30x20x3 mm	200	70	30	20	3	404	1212	9,51	749,60	108,74
CC200x70x30x20x4 mm	200	70	30	20	4	392	1568	12,31	978,12	139,40

Holes and slots for all sections can be adjusted in accordance with the requested diameters and lengths.

2- U Profiles

U profiles are functional and structural elements which can be used for multiple purposes. They are used in various systems as an auxiliary or main element in addition to their main areas of use, and increase the quality of the buildings and the level of workmanship thanks to their easy assembly feature.

These profiles cold formed in roll-form lines, are in the low-cost profile group due to their high strength and lower weight compared to other rolling profiles.

U profiles are produced in non-standard dimensions according to the needs of different sectors, and holes can be drilled as requested. These profiles are used in construction, machinery, agriculture, automotive, electrical-electronic sectors, as well as as beams, purlins and support elements in solar power plants, which are popular in recent times.

The profiles can be produced from black sheet and galvanized sheet according to the Customer's demand in the minimum and maximum dimensions specified in the table, as well as Hot Dip Galvanized in accordance with the EN 1461 standard.









2- U Profile Table

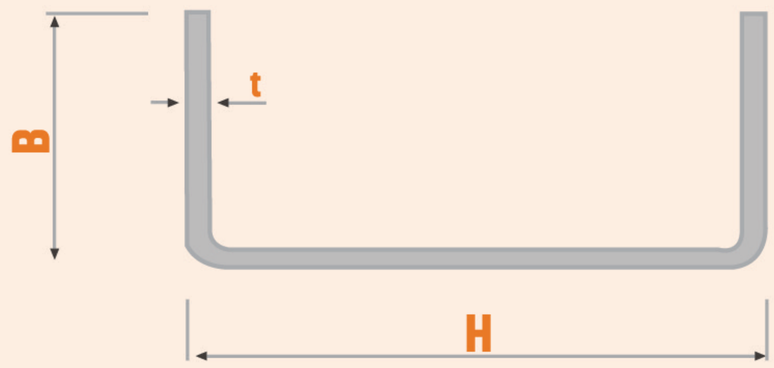



Profile	Section Dimenssions							
	H (mm)	B (mm)	t (mm)	Blanking (mm)	Area (mm^2)	Weight (kg/m)	Strong Axis Moment of Inertia (cm^4)	Weak Axis Moment of Inertia (cm^4)
Sütun1	Sütun2	Sütun3	Sütun6	Sütun7	Sütun8	Sütun9	Sütun10	Sütun11
U30x30x1,2 mm	30	30	1,2	85,2	102	0,80	1,68	1,00
U30x30x1,5 mm	30	30	1,5	84	126	0,99	2,05	1,23
U30x30x2 mm	30	30	2	82	164	1,29	2,60	1,58
U30x30x2,5 mm	30	30	2,5	80	200	1,57	3,09	1,92
U30x30x3 mm	30	30	3	78	234	1,84	3,53	2,23
U40x40x1,5 mm	40	40	1,5	114	171	1,34	5,04	2,98
U40x40x2 mm	40	40	2	112	224	1,76	6,48	3,89
U40x40x2,5 mm	40	40	2,5	110	275	2,16	7,81	4,74
U40x40x3 mm	40	40	3	108	324	2,54	9,03	5,56
U50x40x1,5 mm	50	40	1,5	124	186	1,46	8,29	3,22
U50x40x2 mm	50	40	2	122	244	1,92	10,72	4,21
U50x40x2,5 mm	50	40	2,5	120	300	2,36	13,00	5,14
U50x40x3 mm	50	40	3	118	354	2,78	15,13	6,03
U60x40x1,5 mm	60	40	1,5	134	201	1,58	12,49	3,43
U60x40x2 mm	60	40	2	132	264	2,07	16,22	4,48
U60x40x2,5 mm	60	40	2,5	130	325	2,55	19,75	5,48
U60x40x3 mm	60	40	3	128	384	3,01	23,07	6,44
U80x50x2 mm	80	50	2	172	344	2,70	37,46	9,10
U80x50x2,5 mm	80	50	2,5	170	425	3,34	45,89	11,18
U80x50x3 mm	80	50	3	168	504	3,96	53,97	13,20
U80x50x4 mm	80	50	4	164	656	5,15	69,08	17,01
U100x50x2 mm	100	50	2	192	384	3,01	62,34	9,77
U100x50x2,5 mm	100	50	2,5	190	475	3,73	76,60	12,02
U100x50x3 mm	100	50	3	188	564	4,43	90,36	14,20
U100x50x4 mm	100	50	4	184	736	5,78	116,38	18,32
U120x60X2,5 mm	120	60	2,5	230	575	4,51	134,27	21,06
U120x60X3 mm	120	60	3	228	684	5,37	158,85	24,93
U120x60X4 mm	120	60	4	224	896	7,03	205,82	32,36
U150x60x2,5 mm	150	60	2,5	260	650	5,10	225,21	22,51
U150x60x3 mm	150	60	3	258	774	6,08	266,99	26,66
U150x60x4 mm	150	60	4	254	1016	7,98	347,38	34,63
U200x70x3 mm	200	70	3	328	984	7,72	586,27	44,42
U200x70x4 mm	200	70	4	324	1296	10,17	766,99	57,94
U250x70x3 mm	250	70	3	378	1134	8,90	997,97	47,02
U250x70x4 mm	250	70	4	374	1496	11,74	1309,18	61,35
U300x70x3 mm	300	70	3	428	1284	10,08	1553,26	49,01
U300x70x4 mm	300	70	4	424	1696	13,31	2041,61	63,96

Holes and slots for all sections can be adjusted in accordance with the requested diameters and lengths.

3- Omega Profiles

Omega profiles are the profile group needed especially in the construction industry. In addition, they are used in different sectors.

We provide stable size, high-quality priority production, close tolerances, serial production of the same product type, product length not limited to the process, energy saving, high production volume and concurrent bending, cutting and drilling operations in omega profiles produced on roll-form lines.

This profile group is used as sub-construction for roof and facade cladding and partition wall elements in steel structures, floor beams and wall elements in residences, floor sub-beams of mezzanines, and as an integral part of under-panel construction in solar energy systems. These profiles produced from galvanized and black sheet metal, offer lighter, more economical and aesthetic solutions compared to their alternatives.





3- Omega Profile Table

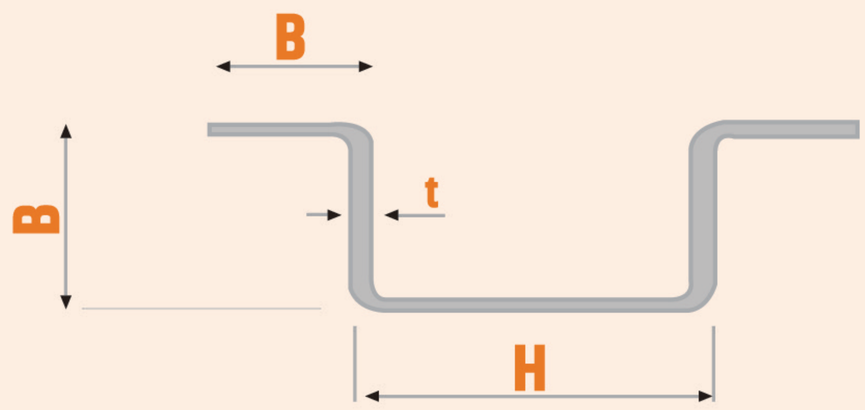



Profile	Section Dimenssions								
	H (mm)	B (mm)	C (mm)	t (mm)	Blanking (mm)	Area (mm²)	Weight (kg/m)	Strong Axis Moment of Inertia (cm⁴)	Weak Axis Moment of Inertia (cm⁴)
OM70x40x15x1,2 mm	70	40	15	1,2	170,4	204	1,61	20,17	5,11
OM70x40x15x1,5 mm	70	40	15	1,5	168	252	1,98	24,73	6,23
OM70x40x15x2 mm	70	40	15	2	164	328	2,57	31,92	7,95
OM70x40x15x2,5 mm	70	40	15	2,5	160	400	3,14	38,61	9,51
OM70x40x15x3 mm	70	40	15	3	156	468	3,67	44,81	10,91
OM80x40x15x1,5 mm	80	40	15	1,5	178	267	2,10	32,81	6,54
OM80x40x15x2 mm	80	40	15	2	174	348	2,73	42,45	8,35
OM80x40x15x2,5 mm	80	40	15	2,5	170	425	3,34	51,47	9,99
OM80x40x15x3 mm	80	40	15	3	166	498	3,91	59,89	11,47
OM90x50x20x1,5 mm	90	50	20	1,5	218	327	2,57	53,72	12,94
OM90x50x20x2 mm	90	50	20	2	214	428	3,36	69,85	16,69
OM90x50x20x2,5 mm	90	50	20	2,5	210	525	4,12	85,13	20,16
OM90x50x20x3 mm	90	50	20	3	206	618	4,85	99,57	23,37
OM90x50x20x4 mm	90	50	20	4	198	792	6,22	126,04	29,04
OM100x50x20x1,5 mm	100	50	20	1,5	228	342	2,68	66,97	13,45
OM100x50x20x2 mm	100	50	20	2	224	448	3,52	87,21	17,35
OM100x50x20x2,5 mm	100	50	20	2,5	220	550	4,32	106,44	20,96
OM100x50x20x3 mm	100	50	20	3	216	648	5,09	124,68	24,31
OM100x50x20x4 mm	100	50	20	4	208	832	6,53	158,30	30,21
OM120x50x20x1,5 mm	120	50	20	1,5	248	372	2,92	98,79	14,35
OM120x50x20x2 mm	120	50	20	2	244	488	3,83	128,93	18,51
OM120x50x20x2,5 mm	120	50	20	2,5	240	600	4,71	157,72	22,37
OM120x50x20x3 mm	120	50	20	3	236	708	5,56	185,19	25,94
OM120x50x20x4 mm	120	50	20	4	228	912	7,16	236,27	32,27
OM150x60X20X2 mm	150	60	20	2	294	588	4,62	232,45	30,71
OM150x60X20X2,5 mm	150	60	20	2,5	290	725	5,69	285,41	37,30
OM150x60X20X3 mm	150	60	20	3	286	858	6,74	336,38	43,47
OM150x60X20X4 mm	150	60	20	4	278	1112	8,73	432,44	54,62
OM200x70x25x2 mm	200	70	25	2	374	748	5,87	511,43	53,27
OM200x70x25x3 mm	200	70	25	3	366	1098	8,62	745,85	76,12
OM200x70x25x4 mm	200	70	25	4	358	1432	11,24	966,50	96,60
OM250x70x30x3 mm	250	70	30	3	426	1278	10,03	1304,00	88,59
OM250x70x30x4 mm	250	70	30	4	418	1672	13,13	1696,53	112,67

Holes and slots for all sections can be adjusted in accordance with the requested diameters and lengths.

4- Sigma Profiles

Thanks to the extra folds they have, Sigma Profiles have very high strength and are more resistant to vertical and horizontal loads.

This profile group is preferred as auxiliary elements as well as carrier elements in industrial structures and steel buildings in the construction, steel structure, light steel construction, energy, etc. sectors.

Serial and fixed production of these profiles are possible in accordance with tolerances in roll-form lines. These profiles also reduce extra labor and energy costs, since it is possible to drill the required number of holes at required points and cut unlimited lengths on the same line.

Mechanical choices can be made for different hardness values and different material properties according to the loads suitable for the project, and galvanized coating can be made for resistance to corrosion of sigma profiles, which can be designed and produced in different sizes apart from the standard.





4- Sigma Profile Table

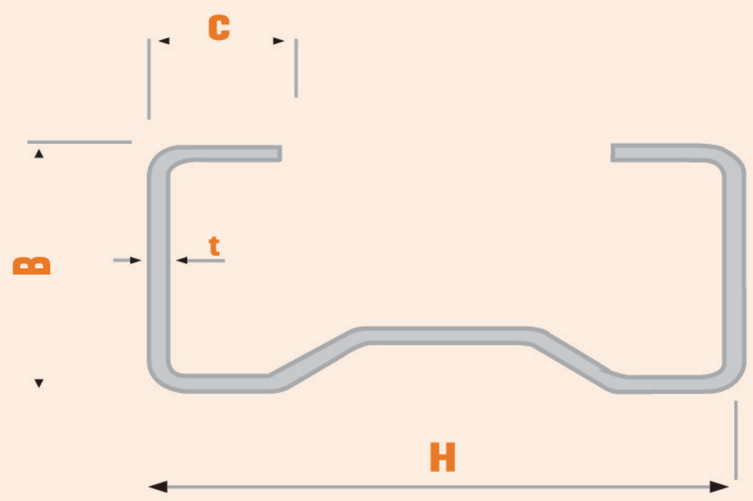



SIGMA PROFILE

Profile	Kesit Ölçüleri								
	H (mm)	B (mm)	C (mm)	t (mm)	Blanking (mm)	Area (mm^2)	Weight (kg/m)	Strong Axis Moment of Inertia (cm^4)	Weak Axis Moment of Inertia (cm^4)
SG100x50x20x1,5 mm	100	50	20	1,5	231	346,5	2,72	57,24	12,08
SG100x50x20x2 mm	100	50	20	2	223	446	3,50	74,91	15,59
SG100x50x20x2,5 mm	100	50	20	2,5	215	537,5	4,22	91,92	18,86
SG100x50x20x3 mm	100	50	20	3	207	621	4,87	108,26	21,91
SG100x50x20x4 mm	100	50	20	4	191	764	6,00	139,04	27,36
SG120x50x20x1,5 mm	120	50	20	1,5	251	376,5	2,96	88,02	12,19
SG120x50x20x2 mm	120	50	20	2	243	486	3,82	115,44	15,73
SG120x50x20x2,5 mm	120	50	20	2,5	235	587,5	4,61	141,93	19,03
SG120x50x20x3 mm	120	50	20	3	227	681	5,35	167,52	22,10
SG120x50x20x4 mm	120	50	20	4	211	844	6,63	216,03	27,58
SG150x60X20X2 mm	150	60	20	2	293	586	4,60	218,34	25,39
SG150x60X20X2,5 mm	150	60	20	2,5	285	712,5	5,59	269,22	30,84
SG150x60X20X3 mm	150	60	20	3	277	831	6,52	318,66	35,96
SG150x60X20X4 mm	150	60	20	4	261	1044	8,20	413,35	45,27
SG200x70x25x2 mm	200	70	25	2	373	746	5,86	596,51	52,31
SG200x70x25x3 mm	200	70	25	3	357	1071	8,41	708,15	61,25
SG200x70x25x4 mm	200	70	25	4	341	1364	10,71	924,05	77,77
SG250x70x30x3 mm	250	70	30	3	417	1251	9,82	1232,45	68,64
SG250x70x30x4 mm	250	70	30	4	401	1604	12,59	1613,06	87,25

Holes and slots for all sections can be adjusted in accordance with the requested diameters and lengths.

5- Z Profiller

Z profiles are widely used in the construction industry, as well as indispensable in the construction of power plants, steel construction, light steel construction, electrical-electronics, automotive and metal goods sectors. They are preferred as carrier or auxiliary elements in industrial structures and steel buildings. These profiles are used as Z profiles, ZEE profiles, Z purlin profiles, Z belt profiles, roof profiles, facade profiles, light steel construction profiles, steel construction profiles and heavy steel building profiles.

Thanks to the form of Z profiles, they provide ease of assembly and increasing strength where they are used. This advantage does not only reduce the stacking and transportation volume, but also provide the opportunity to design projects as continuous beams. They provide a material and price advantage of up to 40% compared to the structures constructed with heavy rolled profile materials. Furthermore, they make construction of steel buildings more reliable, fast and economical as they are easy to produce, supply, ship and assemble. Therefore, they provide serious cost advantages to the manufacturers.

Since Z profiles have very high carrying capacities, these thin-walled profiles, produced from galvanized and black sheet metal, offer lighter, more economical and aesthetic solutions compared to their alternatives.



5- Z Profile Table

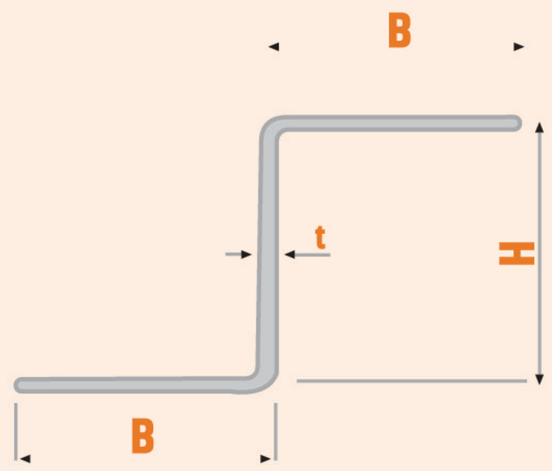



Z PROFILLES

Profile	Section Dimenssions							
	H (mm)	B (mm)	t (mm)	Blanking (mm)	Area (mm^2)	Weight (kg/m)	Strong Axis Moment of Inertia (cm^4)	Weak Axis Moment of Inertia (cm^4)
Column1	Column2	Column3	Column6	Column7	Column8	Column9	Column10	Column11
Z30x30x1,2 mm	30	30	1,2	85,2	102	0,80	1,68	2,03
Z30x30x1,5 mm	30	30	1,5	84	126	0,99	2,05	2,50
Z30x30x2 mm	30	30	2	82	164	1,29	2,60	3,25
Z30x30x2,5 mm	30	30	2,5	80	200	1,57	3,09	3,96
Z30x30x3 mm	30	30	3	78	234	1,84	3,53	4,62
Z40x40x1,5 mm	40	40	1,5	114	171	1,34	5,04	6,04
Z40x40x2 mm	40	40	2	112	224	1,76	6,48	7,90
Z40x40x2,5 mm	40	40	2,5	110	275	2,16	7,81	9,69
Z40x40x3 mm	40	40	3	108	324	2,54	9,03	11,41
Z50x40x1,5 mm	50	40	1,5	124	186	1,46	8,29	6,04
Z50x40x2 mm	50	40	2	122	244	1,92	10,72	7,90
Z50x40x2,5 mm	50	40	2,5	120	300	2,36	13,00	9,69
Z50x40x3 mm	50	40	3	118	354	2,78	15,13	11,41
Z60x40x1,5 mm	60	40	1,5	134	201	1,58	12,49	6,04
Z60x40x2 mm	60	40	2	132	264	2,07	16,22	7,90
Z60x40x2,5 mm	60	40	2,5	130	325	2,55	19,75	9,69
Z60x40x3 mm	60	40	3	128	384	3,01	23,07	11,41
Z80x50x2 mm	80	50	2	172	344	2,70	37,46	15,68
Z80x50x2,5 mm	80	50	2,5	170	425	3,34	45,89	19,30
Z80x50x3 mm	80	50	3	168	504	3,96	53,97	22,81
Z80x50x4 mm	80	50	4	164	656	5,15	69,08	29,49
Z100x50x2 mm	100	50	2	192	384	3,01	62,34	15,68
Z100x50x2,5 mm	100	50	2,5	190	475	3,73	76,60	19,30
Z100x50x3 mm	100	50	3	188	564	4,43	90,36	22,81
Z100x50x4 mm	100	50	4	184	736	5,78	116,38	29,49
Z120x60X2,5 mm	120	60	2,5	230	575	4,51	134,27	33,79
Z120x60X3 mm	120	60	3	228	684	5,37	158,85	40,04
Z120x60X4 mm	120	60	4	224	896	7,03	205,82	52,03
Z150x60x2,5 mm	150	60	2,5	260	650	5,10	225,21	33,79
Z150x60x3 mm	150	60	3	258	774	6,08	266,99	40,04
Z150x60x4 mm	150	60	4	254	1016	7,98	347,38	52,03
Z200x70x3 mm	200	70	3	328	984	7,72	586,27	64,28
Z200x70x4 mm	200	70	4	324	1296	10,17	766,99	83,84
Z250x70x3 mm	250	70	3	378	1134	8,90	997,97	64.28
Z250x70x4 mm	250	70	4	374	1496	11.74	1309.18	83.84
Z300x70x3 mm	300	70	3	428	1284	10.08	1553.26	64.28
Z300x70x4 mm	300	70	4	424	1696	13.31	2041.61	83.84

Holes and slots for all sections can be adjusted in accordance with the requested diameters and lengths.

6- G Profiles

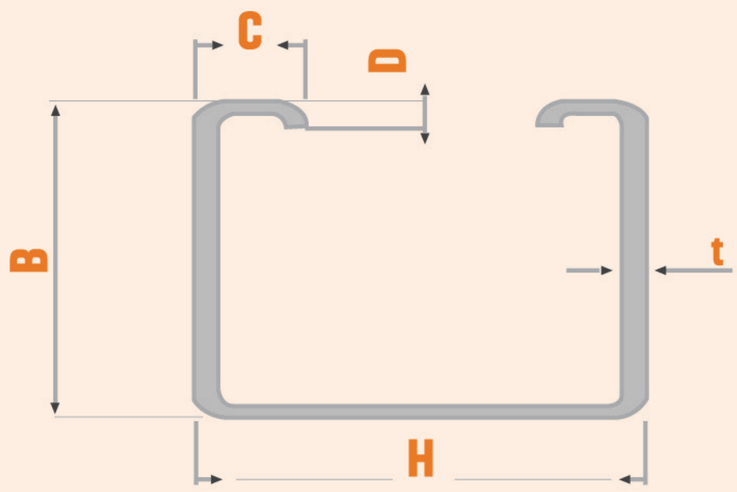

Profile	Section Dimenssions									
	H (mm)	B (mm)	C (mm)	D (mm)	t (mm)	Blanking (mm)	Area (mm²)	Weight (kg/m)	Strong Axis Moment of Inertia (cm⁴)	Weak Axis Moment of Inertia (cm⁴)
G41x41x10x8x1,2 mm	41	41	8	8	1,2	140,6	169	1,32	4,66	3,40
G41x41x10x8x1,5 mm	41	41	8	8	1,5	137	205,5	1,61	5,67	4,12
G41x41x10x8x2 mm	41	41	8	8	2	131	262	2,06	7,23	5,21
G41x61x15x8x1,2 mm	41	61	8	8	1,2	180,6	216,72	1,70	9,24	6,56
G41x61x15x8x1,5 mm	41	61	8	8	1,5	177	265,5	2,08	11,29	8,01
G41x61x15x8x2 mm	41	61	8	8	2	171	342	2,68	14,48	10,28

Channel G Profiles

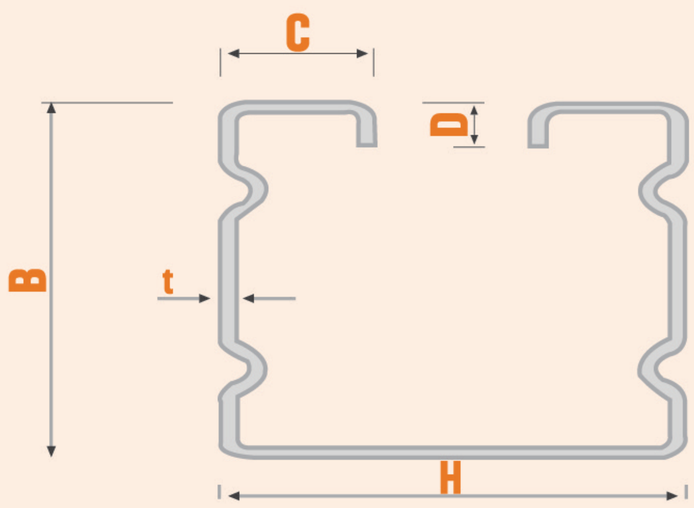



Profile	Section Dimenssions									
	H (mm)	B (mm)	C (mm)	D (mm)	t (mm)	Blanking (mm)	Area (mm²)	Weight (kg/m)	Strong Axis Moment of Inertia (cm⁴)	Weak Axis Moment of Inertia (cm⁴)
KG41x41x10x8x1,2 mm	41	41	10	8	1,2	144,6	174	1,36	4,77	3,91
KG41x41x10x8x1,5 mm	41	41	10	8	1,5	141	211,5	1,66	5,81	4,75
KG41x41x10x8x2 mm	41	41	10	8	2	135	270	2,12	7,41	6,04
KG41x61x15x8x1,2 mm	41	61	15	8	2,5	179	447,5	3,51	11,07	6,71
KG41x61x15x8x1,5 mm	41	61	15	8	3	173	519	4,07	13,56	8,19
KG41x61x15x8x2 mm	41	61	15	8	1,5	191	286,5	2,25	17,46	10,51

Holes and slots for all sections can be adjusted in accordance with the requested diameters and lengths.

7- Exterior and Connection Profiles

These profiles are carrier elements produced from hot-dip galvanized steel by cold forming method, which are used to provide plate connections in metal construction of exterior applications.

Different material types can be used in roll-form lines through mass production without hole and length limitations.

a- Exterior "U" Profiles
b- Exterior "L" Profiles

U PROFILE is the main carrier of the steel skeleton as a vertical rail on the facade. Usage range of this profile is dip galvanized, electro galvanized and stainless steel grades.

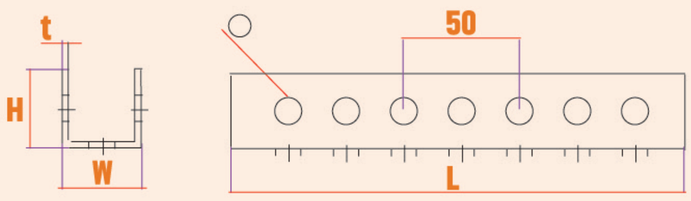





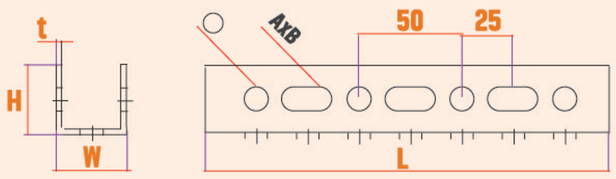

★ Light Steel Prefabricated Building

Light steel structure technology is a construction system in which steel house building elements are produced from galvanized steel by cold forming method.

Advantages;

1- It is long-lasting, robust and safe.
2- It provides high sound, heat and water insulation.
3- It provides more efficient earthquake performance thanks to its flexibility and lightness.
4- It offers flexibility and aesthetic solutions in design.
5- Thanks to the ease of assembly, it shortens the construction time.
6- The structures made of galvanized steel are resistant to corrosion and rust.
7- Environmentally friendly.
8- It is cost effective.

★ Steel Construction Group

Steel construction, industrial buildings, factory buildings, special facilities, engineering structures, wide-span structures, roofs, car parks, hangars, warehouses, special type designs in accordance with international standards It is manufactured and assembled using technological equipment.

Our company has a solid technical infrastructure and is in compliance with the projects and regulations with its experienced assembly team. Carries out its projects by prioritizing work safety.

- Steel Factory Manufacturing
- Steel Bridge Manufacturing
- Steel Roof Manufacturing
- Steel Flooring Systems

SOLAR MOUNTING SYSTEMS

★ Solar Mounting Systems

a- Fixed Solar Systems

b- Hareketli sistemler

c- Roof Top Solar Systems

d- Solar Agriculturel Irrigation Systems

e- Solar Carport

WEIGHT TABLES

★ Metal Weight Chart

Specific Weights Of Various Materials Kg/dm³	
Aluminium, cast-forged	2.55 - 2.80
Brass, cast-rolled	8.4 - 8.7
Bronze, aluminum	7,70
Bronze, 7.9-14% Sn	7.4 - 8.9
Bronze, phosphorus	8,80
Copper, cast-rolled	8.80 - 8.95
Copper ore	4.1 - 4.3
Iron, gray cast	7.03 - 7.13
Iron, peak cast	7,20
Iron, coarse	7.6 - 7.9
Iron slag	2.5 - 3.0
Manganese	7,42
Platinum, cast-rolled	21,50
Steel, steel drawing	7,83
Steel, machine steel	7,80
Steel, tool steel	7.70 - 7.73
Tin, cast-rolled	7.2 - 7.5
Zinc, cast-rolled	6.9 - 7.2
Zinc, ore, blended	3.9 - 4.2
Aluminum	2,73
Bronze	8,60
Chrome	7,10
Iron	7,86
Platinum	21,30
Steel (Iron)	7,85
Zinc	7,20
Gold	19,36
Copper	8,95



Flat Sheet Weight Table					
THICKNESS	1000X1000	1000X2000	1200X2400	1500X3000	1500X6000
0,50 mm	4 Kg.	8 Kg	12 Kg	18 Kg	18 Kg
0,60 mm	5 Kg.	10 Kg	14 Kg	22 Kg	22 Kg
0,70 mm	6 Kg.	11 Kg	16 Kg	25 Kg	25 Kg
0,80 mm	6 Kg.	13 Kg	18 Kg	29 Kg	29 Kg
1,00 mm	8 Kg.	16 Kg	23 Kg	36 Kg	36 Kg
1,20 mm	10 Kg.	19 Kg	28 Kg	43 Kg	43 Kg
1,50 mm	12 Kg	24 Kg	35 Kg	54 Kg	54 Kg
2,00 mm	16 Kg	32 Kg	46 Kg	72 Kg	72 Kg
2,50 mm	20 Kg	40 Kg	58 Kg	90 Kg	90 Kg
3,00 mm	24 Kg	48 Kg	69 Kg	108 Kg	108 Kg
4,00 mm	32 Kg	64 Kg	92 Kg	144 Kg	144 Kg
5,00 mm	40 Kg	80 Kg	115 Kg	180 Kg	180 Kg
6,00 mm	48 Kg	96 Kg	138 Kg	216 Kg	216 Kg
7,00 mm	56 Kg	113 Kg	161 Kg	252 Kg	252 Kg
8,00 mm	64 Kg	128 Kg	184 Kg	288 Kg	288 Kg
10,00 mm	80 Kg	160 Kg	230 Kg	360 Kg	360 Kg
12,00 mm	96 Kg	192 Kg	276 Kg	432 Kg	432 Kg
14,00 mm	112 Kg	224 Kg	323 Kg	504 Kg	504 Kg
16,00 mm	128 Kg	256 Kg	369 Kg	576 Kg	576 Kg
18,00 mm	144 Kg	288 Kg	415 Kg	648 Kg	648 Kg
20,00 mm	160 Kg	320 Kg	461 Kg	720 Kg	720 Kg
25,00 mm	200 Kg	400 Kg	576 Kg	900 Kg	900 Kg
30,00 mm	240 Kg	480 Kg	691 Kg	1080 Kg	1080 Kg
35,00 mm	280 Kg	560 Kg	806 Kg	1260 Kg	1260 Kg
40,00 mm	320 Kg	640 Kg	922 Kg	1440 Kg	1440 Kg
45,00 mm	360 Kg	720 Kg	1037 Kg	1620 Kg	1620 Kg
50,00 mm	400 Kg	800 Kg	1152 Kg	1800 Kg	1800 Kg

idealcelikenerji.com

gunaygrafik.com | 0850 532 55 20

İDEAL TEKNİK YAPI ENERJİ VE ENDÜSTRİYEL KALIP A.Ş.
Çerkeşli OSB Mah. İmes Osb 21.Cad. No:1 (624 Ada 1 Parsel) Dilovası KOCAELİ
Tel: 0262 502 15 90 - Faks: 0262 502 15 93